

RESOLUTION NO. 2023-R49

A RESOLUTION APPROVING THE CITY OF MONTEREY PARK SALARY SCHEDULE FOR FISCAL YEAR 2023-24

The City Council for the City of Monterey Park does resolve as follows:

SECTION 1: Recitals. The City Council finds and declares:

- A. The City Council has approved Memorandums of Understanding (MOUs) with each City Association including salary schedules;
- B. The City has compiled the salary schedules from the different MOUs to create the publicly available combined salary schedule;
- C. The City completed a citywide compensation study. The combined salary schedule includes bringing executive management and the unrepresented management to an average median; and
- D. The combined salary schedule also includes adjusting hourly rates for part-time classifications due to state minimum wage increases over the past few years which has caused compaction with other part-time positions.

SECTION 2: Approval. Pursuant to the Public Employees' Pension Reform Action of 2013 (PEPRA), and Title 2 of the California Code of Regulations (CCR), the Council approves the City of Monterey Park Comprehensive Salary Schedule attached as Exhibit "A," and incorporated by reference.


SECTION 3: Authority. The City Manager is authorized to publish the City of Monterey Park Comprehensive Salary Schedule.

SECTION 4: Electronic Signatures. This Resolution may be executed with electronic signatures in accordance with Government Code §16.5. Such electronic signatures will be treated in all respects as having the same effect as an original signature.


SECTION 5: Recordation. The Mayor, or presiding officer, is authorized to sign this Resolution signifying its adoption by the City Council of the City of Monterey Park and the City Clerk, or her duly appointed deputy, may attest thereto.

SECTION 6: Effective Date. This Resolution will become effective immediately upon adoption and will remain effective unless repealed or superseded.


PASSED, AND ADOPTED this 21st day of June 2023.



Jose Sanchez, Mayor

ATTEST:


Maychelle Yee, City Clerk

APPROVED AS TO FORM:



Karl H. Berger, City Attorney

State of California)
County of Los Angeles) §.
City of Monterey Park)

I, Maychelle Yee, City Clerk of the City of Monterey Park, California, do hereby certify that the foregoing Resolution No. 2023-R49 was duly and regularly adopted by the City Council of the City of Monterey Park at a regular meeting held on the 21st day of June, 2023, by the following vote:

Ayes:	Council Members: Yiu, Ngo, Wong, Sanchez
Noes:	Council Members: None
Absent:	Council Members: Lo
Abstain:	Council Members: None
Recusal:	Council Members: None

Dated this 21st day of June, 2023.



Maychelle Yee, City Clerk
Monterey Park, California

**City of Monterey Park Salary Schedule
Updated June 13, 2023**

Exhibit A

Elected Official	Monthly Compensation
City Council	\$500
City Clerk	\$500
City Treasurer	\$500

Job Classification	Bargaining Unit	Effective Date	Salary
City Manager	Contract	8/1/2022	\$226,830

FULL-TIME SALARY SCHEDULE

Job Classification	Bargaining Unit	Effective Date	Step 1	Step 2	Step 3	Step 4	Step 5	Step 6	Step 7	Step 8	Step 9	Step 10
Account Clerk	SEIU	1/1/2023	\$3,686	\$3,778	\$3,872	\$3,969	\$4,068	\$4,170	\$4,274	\$4,381	\$4,491	\$4,715
Accountant	SEIU	1/1/2023	\$5,317	\$5,450	\$5,586	\$5,726	\$5,869	\$6,016	\$6,166	\$6,320	\$6,479	\$6,802
Administrative Aide (Non-Confidential)	SEIU	1/1/2023	\$4,638	\$4,753	\$4,872	\$4,994	\$5,119	\$5,247	\$5,378	\$5,513	\$5,650	\$5,933
Administrative Aide	Confidential	1/7/2023	\$4,637	\$4,754	\$4,872	\$4,993	\$5,117	\$5,247	\$5,378	\$5,512	\$5,650	\$5,932
Administrative Manager	Unrepresented/At-Will	1/7/2023	\$9,551	\$9,791	\$10,034	\$10,285	\$10,542	\$10,807	\$11,076	\$11,353	\$11,638	\$12,219
Administrative Secretary	Confidential	1/7/2023	\$4,409	\$4,519	\$4,632	\$4,748	\$4,867	\$4,988	\$5,112	\$5,241	\$5,371	\$5,641
Adult Literacy Coordinator	Mid-Management	1/7/2023	\$6,409	\$6,569	\$6,733	\$6,902	\$7,074	\$7,251	\$7,433	\$7,618	\$7,808	\$8,199
Animal Services Officer	SEIU	1/1/2023	\$4,021	\$4,121	\$4,224	\$4,330	\$4,438	\$4,549	\$4,663	\$4,779	\$4,899	\$5,144
Animal Services Supervisor	SEIU	1/1/2023	\$5,167	\$5,296	\$5,428	\$5,564	\$5,703	\$5,845	\$5,992	\$6,141	\$6,295	\$6,610
Assistant City Engineer	Mid-Management	1/7/2023	\$10,082	\$10,333	\$10,591	\$10,856	\$11,126	\$11,405	\$11,691	\$11,983	\$12,282	\$12,897
Assistant City Manager	Executive Management	7/1/2023	\$12,911	-	-	-	-	-	-	-	-	\$20,470
Assistant Deputy City Clerk	SEIU	1/1/2023	\$4,850	\$4,971	\$5,096	\$5,223	\$5,354	\$5,488	\$5,625	\$5,765	\$5,909	\$6,206
Assistant Planner	SEIU	1/1/2023	\$5,474	\$5,611	\$5,752	\$5,895	\$6,043	\$6,194	\$6,349	\$6,507	\$6,670	\$7,004
Assistant to City Manager	Mid-Management	1/7/2023	\$8,402	\$8,612	\$8,828	\$9,048	\$9,275	\$9,506	\$9,744	\$9,988	\$10,237	\$10,749
Associate Planner	SEIU	1/1/2023	\$6,215	\$6,370	\$6,529	\$6,693	\$6,860	\$7,031	\$7,207	\$7,387	\$7,572	\$7,951
Auto Shop Technician	SEIU	1/1/2023	\$4,029	\$4,130	\$4,233	\$4,339	\$4,448	\$4,559	\$4,673	\$4,790	\$4,909	\$5,155
Building Inspector	SEIU	1/1/2023	\$6,124	\$6,277	\$6,434	\$6,595	\$6,759	\$6,928	\$7,102	\$7,279	\$7,461	\$7,834
Building Official	Mid-Management	1/7/2023	\$8,887	\$9,108	\$9,336	\$9,569	\$9,808	\$10,054	\$10,306	\$10,562	\$10,826	\$11,368
Building Trades Technician	SEIU	1/1/2023	\$4,773	\$4,892	\$5,015	\$5,140	\$5,269	\$5,400	\$5,535	\$5,674	\$5,815	\$6,106
Child Care Assistant	SEIU	1/1/2023	\$3,686	\$3,778	\$3,872	\$3,969	\$4,068	\$4,170	\$4,274	\$4,381	\$4,491	\$4,715
Child Care Coordinator	SEIU	1/1/2023	\$4,638	\$4,753	\$4,872	\$4,994	\$5,119	\$5,247	\$5,378	\$5,513	\$5,650	\$5,933
City Librarian	Executive Management	7/1/2023	\$12,911	-	-	-	-	-	-	-	-	\$20,470
Civil Engineering Assistant	SEIU	1/1/2023	\$5,945	\$6,093	\$6,246	\$6,402	\$6,562	\$6,726	\$6,894	\$7,067	\$7,243	\$7,605
Civil Engineering Associate	Mid-Management	1/7/2023	\$7,278	\$7,460	\$7,646	\$7,837	\$8,032	\$8,234	\$8,440	\$8,651	\$8,866	\$9,311
Civil Engineering Technician	SEIU	1/1/2023	\$5,167	\$5,296	\$5,428	\$5,564	\$5,703	\$5,845	\$5,992	\$6,141	\$6,295	\$6,610
Code Enforcement Officer	SEIU	1/1/2023	\$4,893	\$5,016	\$5,141	\$5,270	\$5,401	\$5,536	\$5,675	\$5,817	\$5,962	\$6,260
Communication Dispatcher	SEIU	1/1/2023	\$5,052	\$5,178	\$5,307	\$5,440	\$5,576	\$5,715	\$5,858	\$6,005	\$6,155	\$6,463
Communications Dispatcher Trainee	SEIU	1/1/2023	\$4,175	\$4,279	\$4,386	\$4,496	\$4,608	\$4,723	\$4,841	\$4,962	\$5,086	\$5,341
Communications Supervisor	Mid-Management	1/7/2023	\$6,409	\$6,569	\$6,733	\$6,902	\$7,074	\$7,251	\$7,433	\$7,618	\$7,808	\$8,199
Community Communications Coordinator	SEIU	1/1/2023	\$4,869	\$4,991	\$5,116	\$5,244	\$5,375	\$5,509	\$5,647	\$5,788	\$5,933	\$6,230
Community Service Officer	SEIU	1/1/2023	\$4,014	\$4,115	\$4,217	\$4,323	\$4,431	\$4,542	\$4,655	\$4,772	\$4,891	\$5,135
Consumer Service Representative	SEIU	1/1/2023	\$4,514	\$4,627	\$4,742	\$4,861	\$4,983	\$5,107	\$5,235	\$5,366	\$5,500	\$5,775
Consumer Services Supervisor	Mid-Management	1/7/2023	\$6,835	\$7,005	\$7,180	\$7,359	\$7,544	\$7,732	\$7,929	\$8,123	\$8,327	\$8,743
Crew Leader	SEIU	1/1/2023	\$4,773	\$4,892	\$5,015	\$5,140	\$5,269	\$5,400	\$5,535	\$5,674	\$5,815	\$6,106
Cross Connection Control Inspector	SEIU	1/1/2023	\$5,624	\$5,765	\$5,909	\$6,056	\$6,208	\$6,363	\$6,522	\$6,685	\$6,852	\$7,195
Deputy City Clerk	Mid-Management	1/7/2023	\$6,960	\$7,134	\$7,314	\$7,496	\$7,683	\$7,875	\$8,073	\$8,273	\$8,481	\$8,904
Deputy Fire Marshal	Mid-Management	1/7/2023	\$6,524	\$6,687	\$6,854	\$7,026	\$7,201	\$7,382	\$7,566	\$7,755	\$7,948	\$8,345
Dial-A-Ride Dispatcher	SEIU	1/1/2023	\$4,014	\$4,115	\$4,217	\$4,323	\$4,431	\$4,542	\$4,655	\$4,772	\$4,891	\$5,135
Dial-A-Ride Driver	SEIU	1/1/2023	\$2,707	\$2,774	\$2,844	\$2,915	\$2,988	\$3,062	\$3,139	\$3,217	\$3,298	\$3,463
Director of Community & Economic Development	Executive Management	7/1/2023	\$12,911	-	-	-	-	-	-	-	-	\$20,470
Director of Human Resources & Risk Management	Executive Management	7/1/2023	\$12,911	-	-	-	-	-	-	-	-	\$20,470
Director of Management Services	Executive Management	7/1/2023	\$12,911	-	-	-	-	-	-	-	-	\$20,470
Director of Public Works	Executive Management	7/1/2023	\$12,911	-	-	-	-	-	-	-	-	\$20,470
Director of Recreation & Community Services	Executive Management	7/1/2023	\$12,911	-	-	-	-	-	-	-	-	\$20,470

City of Monterey Park Salary Schedule
Updated June 13, 2023

Exhibit A

Job Classification	Bargaining Unit	Effective Date	Step 1	Step 2	Step 3	Step 4	Step 5	Step 6	Step 7	Step 8	Step 9	Step 10
Division Chief	Fire Management	7/9/2022	\$10,774	\$11,320	\$11,892	\$12,494	\$13,118	-	-	-	-	-
Economic Development Project Manager	Mid-Management	1/7/2023	\$8,123	\$8,328	\$8,535	\$8,749	\$8,967	\$9,192	\$9,421	\$9,657	\$9,898	\$10,394
Economic Development Specialist	SEIU	1/1/2023	\$5,945	\$6,093	\$6,246	\$6,402	\$6,562	\$6,726	\$6,894	\$7,067	\$7,243	\$7,605
Electrician	SEIU	1/1/2023	\$5,167	\$5,296	\$5,428	\$5,564	\$5,703	\$5,845	\$5,992	\$6,141	\$6,295	\$6,610
Equipment Mechanic	SEIU	1/1/2023	\$4,773	\$4,892	\$5,015	\$5,140	\$5,269	\$5,400	\$5,535	\$5,674	\$5,815	\$6,106
Equipment Service Specialist	SEIU	1/1/2023	\$4,029	\$4,130	\$4,233	\$4,339	\$4,448	\$4,559	\$4,673	\$4,790	\$4,909	\$5,155
Evidence Officer	SEIU	1/1/2023	\$4,334	\$4,442	\$4,553	\$4,667	\$4,784	\$4,904	\$5,026	\$5,152	\$5,281	\$5,545
Facilities Maintenance Supervisor	Mid-Management	1/7/2023	\$6,409	\$6,569	\$6,733	\$6,902	\$7,074	\$7,251	\$7,433	\$7,618	\$7,808	\$8,199
Finance Manager	Unrepresented/At-Will	1/7/2023	\$10,406	\$10,665	\$10,932	\$11,205	\$11,486	\$11,772	\$12,067	\$12,369	\$12,677	\$13,312
Financial Analyst	Mid-Management	1/8/2023	\$6,409	\$6,569	\$6,733	\$6,902	\$7,074	\$7,251	\$7,433	\$7,618	\$7,808	\$8,199
Fire Captain	Firefighters	10/1/2022	\$8,114	\$8,521	\$8,946	\$9,394	\$9,863	\$10,356	\$10,874	-	-	-
Fire Chief	Executive Management	7/1/2023	\$12,911	-	-	-	-	-	-	-	-	\$20,470
Fire Engineer	Firefighters	10/1/2022	\$6,965	\$7,313	\$7,679	\$8,063	\$8,466	\$8,889	\$9,334	-	-	-
Fire Marshall	Mid-Management	1/7/2023	\$8,771	\$8,991	\$9,215	\$9,446	\$9,682	\$9,924	\$10,172	\$10,426	\$10,687	\$11,221
Fire Prevention Permit Technician	SEIU	1/1/2023	\$4,410	\$4,520	\$4,633	\$4,749	\$4,868	\$4,989	\$5,114	\$5,242	\$5,373	\$5,642
Fire Safety Specialist	SEIU	1/1/2023	\$5,802	\$5,947	\$6,095	\$6,248	\$6,404	\$6,564	\$6,728	\$6,896	\$7,069	\$7,422
Firefighter	Firefighters	10/1/2022	\$6,019	\$6,320	\$6,636	\$6,967	\$7,315	\$7,681	\$8,065	-	-	-
Fleet Maintenance Supervisor	Mid-Management	1/7/2023	\$6,409	\$6,569	\$6,733	\$6,902	\$7,074	\$7,251	\$7,433	\$7,618	\$7,808	\$8,199
Housing Program & Grant Admin Coordinator	Mid-Management	1/7/2023	\$7,277	\$7,459	\$7,645	\$7,836	\$8,031	\$8,232	\$8,439	\$8,649	\$8,865	\$9,308
Human Resources Analyst	Confidential	1/7/2023	\$6,458	\$6,621	\$6,786	\$6,955	\$7,130	\$7,308	\$7,492	\$7,679	\$7,870	\$8,263
Human Resources Assistant	Confidential	1/7/2023	\$5,488	\$5,624	\$5,765	\$5,908	\$6,056	\$6,208	\$6,364	\$6,523	\$6,685	\$7,021
Human Resources/Risk Manager	Unrepresented/At-Will	9/9/2021	\$10,232	\$10,487	\$10,749	\$11,018	\$11,294	\$11,575	\$11,866	\$12,162	\$12,465	\$13,089
Human Resources Technician	Confidential	1/7/2023	\$4,778	\$4,898	\$5,021	\$5,145	\$5,275	\$5,406	\$5,541	\$5,679	\$5,821	\$6,113
Information Systems Specialist	Confidential	1/7/2023	\$6,960	\$7,134	\$7,314	\$7,496	\$7,683	\$7,875	\$8,073	\$8,273	\$8,481	\$8,904
Information Technology Services Manager	Unrepresented/At-Will	1/7/2023	\$10,232	\$10,487	\$10,749	\$11,018	\$11,294	\$11,575	\$11,866	\$12,162	\$12,465	\$13,089
Information Technology Technician I	SEIU	1/1/2023	\$4,893	\$5,016	\$5,141	\$5,270	\$5,401	\$5,536	\$5,675	\$5,817	\$5,962	\$6,260
Information Technology Technician II	SEIU	1/1/2023	\$5,802	\$5,947	\$6,095	\$6,248	\$6,404	\$6,564	\$6,728	\$6,896	\$7,069	\$7,422
Irrigation Specialist	SEIU	1/1/2023	\$4,029	\$4,130	\$4,233	\$4,341	\$4,451	\$4,564	\$4,681	\$4,801	\$4,924	\$5,004
Jailer	SEIU	1/1/2023	\$4,243	\$4,349	\$4,458	\$4,569	\$4,683	\$4,800	\$4,920	\$5,044	\$5,170	\$5,428
Jail Supervisor	Mid-Management	1/7/2023	\$6,290	\$6,448	\$6,609	\$6,774	\$6,943	\$7,117	\$7,295	\$7,477	\$7,664	\$8,048
Janitor	SEIU	1/1/2023	\$2,707	\$2,774	\$2,844	\$2,915	\$2,988	\$3,062	\$3,139	\$3,217	\$3,298	\$3,463
Lead Equipment Mechanic	SEIU	1/1/2023	\$5,490	\$5,627	\$5,767	\$5,912	\$6,059	\$6,211	\$6,366	\$6,525	\$6,688	\$7,022
Librarian	SEIU	1/1/2023	\$5,474	\$5,611	\$5,752	\$5,895	\$6,043	\$6,194	\$6,349	\$6,507	\$6,670	\$7,004
Library Circulation Service Supervisor	SEIU	1/1/2023	\$4,207	\$4,312	\$4,420	\$4,531	\$4,644	\$4,760	\$4,879	\$5,001	\$5,126	\$5,382
Library Clerk	SEIU	1/1/2023	\$3,686	\$3,778	\$3,872	\$3,969	\$4,068	\$4,170	\$4,274	\$4,381	\$4,491	\$4,715
Library Technician	SEIU	1/1/2023	\$4,207	\$4,312	\$4,420	\$4,531	\$4,644	\$4,760	\$4,879	\$5,001	\$5,126	\$5,382
Maintenance Worker	SEIU	1/1/2023	\$3,835	\$3,931	\$4,029	\$4,130	\$4,233	\$4,339	\$4,448	\$4,559	\$4,673	\$4,907
Management Aide	SEIU	1/1/2023	\$4,410	\$4,520	\$4,633	\$4,749	\$4,868	\$4,989	\$5,114	\$5,242	\$5,373	\$5,642
Management Analyst	SEIU	1/1/2023	\$5,284	\$5,416	\$5,551	\$5,690	\$5,831	\$5,977	\$6,127	\$6,281	\$6,437	\$6,759
Park Maintenance Crew Leader	SEIU	1/1/2023	\$4,773	\$4,892	\$5,015	\$5,140	\$5,269	\$5,400	\$5,535	\$5,674	\$5,815	\$6,106
Park Maintenance Lead Worker	SEIU	1/1/2023	\$4,438	\$4,549	\$4,663	\$4,779	\$4,899	\$5,021	\$5,147	\$5,275	\$5,407	\$5,678
Park Maintenance Worker	SEIU	1/1/2023	\$3,835	\$3,931	\$4,029	\$4,130	\$4,233	\$4,339	\$4,448	\$4,559	\$4,673	\$4,907
Park Superintendent	Mid-Management	1/7/2023	\$6,960	\$7,134	\$7,314	\$7,496	\$7,683	\$7,875	\$8,073	\$8,273	\$8,481	\$8,904
Park Supervisor	Mid-Management	1/7/2023	\$6,409	\$6,569	\$6,733	\$6,902	\$7,074	\$7,251	\$7,433	\$7,618	\$7,808	\$8,199
Payroll Technician	Confidential	1/7/2023	\$4,872	\$4,993	\$5,117	\$5,246	\$5,377	\$5,512	\$5,650	\$5,790	\$5,935	\$6,232
Permit Technician I	SEIU	1/1/2023	\$4,410	\$4,520	\$4,633	\$4,749	\$4,868	\$4,989	\$5,114	\$5,242	\$5,373	\$5,642
Permit Technician II	SEIU	1/1/2023	\$4,893	\$5,016	\$5,141	\$5,270	\$5,401	\$5,536	\$5,675	\$5,817	\$5,962	\$6,260
Plan Checker	SEIU	1/1/2023	\$6,556	\$6,720	\$6,888	\$7,060	\$7,237	\$7,418	\$7,603	\$7,793	\$7,988	\$8,388
Planning Manager	Unrepresented/At-Will	1/7/2023	\$9,642	\$9,882	\$10,130	\$10,383	\$10,643	\$10,909	\$11,182	\$11,461	\$11,747	\$12,335
Planning Technician	SEIU	1/1/2023	\$4,638	\$4,753	\$4,872	\$4,994	\$5,119	\$5,247	\$5,378	\$5,513	\$5,650	\$5,933
Police Administrative Assistant	Confidential	1/7/2023	\$4,187	\$4,291	\$4,398	\$4,509	\$4,621	\$4,736	\$4,842	\$4,977	\$5,101	\$5,356
Police Captain	Police Captains	10/15/2022	\$13,785	\$14,483	\$15,217	\$15,988	\$16,786	-	-	-	-	-
Police Chief	Executive Management	7/1/2023	\$12,911	-	-	-	-	-	-	-	-	\$20,470
Police Chief's Secretary	Confidential	1/7/2023	\$4,409	\$4,519	\$4,632	\$4,748	\$4,867	\$4,988	\$5,112	\$5,241	\$5,371	\$5,641

**City of Monterey Park Salary Schedule
Updated June 13, 2023**

Exhibit A

Job Classification	Bargaining Unit	Effective Date	Step 1	Step 2	Step 3	Step 4	Step 5	Step 6	Step 7	Step 8	Step 9	Step 10
Police Clerk	SEIU	1/1/2023	\$3,726	\$3,819	\$3,914	\$4,012	\$4,113	\$4,215	\$4,321	\$4,429	\$4,540	\$4,767
Police Corporal	POA	8/20/2022	\$7,559	\$7,937	\$8,334	\$8,750	\$9,188	-	-	-	-	-
Police Lieutenant	Police Mid-Management	10/15/2022	\$11,379	\$11,948	\$12,545	\$13,172	\$13,831	-	-	-	-	-
Police Officer	POA	8/20/2022	\$7,009	\$7,361	\$7,730	\$8,115	\$8,521	-	-	-	-	-
Police Officer Recruit	SEIU	1/1/2023	\$4,853	-	-	-	-	-	-	-	-	-
Police Records Management Technician	SEIU	1/1/2023	\$4,893	\$5,016	\$5,141	\$5,270	\$5,401	\$5,536	\$5,675	\$5,817	\$5,962	\$6,260
Police Records/Dispatch Communication Manager	Mid-Management	1/7/2023	\$7,997	\$8,197	\$8,402	\$8,611	\$8,826	\$9,047	\$9,273	\$9,505	\$9,743	\$10,231
Police Sergeant	Police Mid-Management	10/15/2022	\$9,345	\$9,812	\$10,302	\$10,817	\$11,358	-	-	-	-	-
Pool Maintenance Worker	SEIU	1/1/2023	\$3,835	\$3,931	\$4,029	\$4,130	\$4,233	\$4,339	\$4,448	\$4,559	\$4,673	\$4,907
Principal Human Resources Analyst	Unrepresented/At-Will	1/7/2023	\$8,295	\$8,503	\$8,715	\$8,933	\$9,155	\$9,384	\$9,620	\$9,860	\$10,106	\$10,611
Principal Management Analyst	Mid-Management	1/7/2023	\$7,277	\$7,459	\$7,645	\$7,836	\$8,031	\$8,232	\$8,439	\$8,649	\$8,865	\$9,308
Program Coordinator	SEIU	1/1/2023	\$4,638	\$4,753	\$4,872	\$4,994	\$5,119	\$5,247	\$5,378	\$5,513	\$5,650	\$5,933
Public Works Inspector	SEIU	1/1/2023	\$5,478	\$5,615	\$5,755	\$5,899	\$6,046	\$6,197	\$6,352	\$6,511	\$6,674	\$7,008
Public Works Maint. Manager	Mid-Management	1/7/2023	\$9,551	\$9,791	\$10,034	\$10,285	\$10,542	\$10,807	\$11,076	\$11,353	\$11,638	\$12,219
Public Works Maint. Supv.	Mid-Management	1/7/2023	\$6,409	\$6,569	\$6,733	\$6,902	\$7,074	\$7,251	\$7,433	\$7,618	\$7,808	\$8,199
Public Works Technician	SEIU	1/1/2023	\$4,638	\$4,753	\$4,872	\$4,994	\$5,119	\$5,247	\$5,378	\$5,513	\$5,650	\$5,933
Recreation Manager	Unrepresented/At-Will	1/7/2023	\$8,533	\$8,746	\$8,965	\$9,189	\$9,419	\$9,654	\$9,896	\$10,143	\$10,397	\$10,917
Recreation Superintendent	Mid-Management	1/7/2023	\$6,960	\$7,134	\$7,314	\$7,496	\$7,683	\$7,875	\$8,073	\$8,273	\$8,481	\$8,904
Recreation Supervisor	Mid-Management	1/7/2023	\$6,409	\$6,569	\$6,733	\$6,902	\$7,074	\$7,251	\$7,433	\$7,618	\$7,808	\$8,199
Records Supervisor	Mid-Management	1/7/2023	\$6,290	\$6,448	\$6,609	\$6,774	\$6,943	\$7,117	\$7,295	\$7,477	\$7,664	\$8,048
Redevelopment Project Manager	Mid-Management	1/7/2023	\$7,628	\$7,819	\$8,015	\$8,214	\$8,420	\$8,631	\$8,846	\$9,068	\$9,294	\$9,759
Secretary (non-conf)	SEIU	1/1/2023	\$4,410	\$4,520	\$4,633	\$4,749	\$4,868	\$4,989	\$5,114	\$5,242	\$5,373	\$5,642
Secretary to City Manager	Confidential	1/7/2023	\$5,488	\$5,624	\$5,765	\$5,908	\$6,056	\$6,208	\$6,364	\$6,523	\$6,685	\$7,021
Senior Account Clerk (Non-Confidential)	SEIU	1/1/2023	\$4,410	\$4,520	\$4,633	\$4,749	\$4,868	\$4,989	\$5,114	\$5,242	\$5,373	\$5,642
Senior Accountant	Mid-Management	1/7/2023	\$6,960	\$7,134	\$7,314	\$7,496	\$7,683	\$7,875	\$8,073	\$8,273	\$8,481	\$8,904
Senior Civil Engineer	Unrepresented/At-Will	1/7/2023	\$8,533	\$8,746	\$8,965	\$9,189	\$9,419	\$9,654	\$9,896	\$10,143	\$10,397	\$10,917
Senior Clerk Typist (Non-Confidential)	SEIU	1/1/2023	\$3,686	\$3,778	\$3,872	\$3,969	\$4,068	\$4,170	\$4,274	\$4,381	\$4,491	\$4,715
Senior Librarian	Mid-Management	1/7/2023	\$6,409	\$6,569	\$6,733	\$6,902	\$7,074	\$7,251	\$7,433	\$7,618	\$7,808	\$8,199
Senior Library Clerk	SEIU	1/1/2023	\$4,021	\$4,121	\$4,224	\$4,330	\$4,438	\$4,549	\$4,663	\$4,779	\$4,899	\$5,144
Senior Maintenance Worker	SEIU	1/1/2023	\$4,175	\$4,279	\$4,386	\$4,496	\$4,608	\$4,723	\$4,841	\$4,962	\$5,086	\$5,341
Senior Management Analyst (Non-Confidential)	SEIU	1/1/2023	\$6,215	\$6,370	\$6,529	\$6,693	\$6,860	\$7,031	\$7,207	\$7,387	\$7,572	\$7,951
Senior Management Analyst	Confidential	1/7/2023	\$6,183	\$6,388	\$6,496	\$6,659	\$6,825	\$6,996	\$7,171	\$7,351	\$7,535	\$7,911
Senior Planner	Mid-Management	1/7/2023	\$7,628	\$7,819	\$8,015	\$8,214	\$8,420	\$8,631	\$8,846	\$9,068	\$9,294	\$9,759
Senior Water Production System Operator	SEIU	1/1/2023	\$5,624	\$5,765	\$5,909	\$6,056	\$6,208	\$6,363	\$6,522	\$6,685	\$6,852	\$7,195
Special Events Manager	Mid-Management	1/7/2023	\$6,290	\$6,448	\$6,609	\$6,774	\$6,943	\$7,117	\$7,295	\$7,477	\$7,664	\$8,048
Transportation Program Manager	Mid-Management	1/7/2023	\$6,960	\$7,134	\$7,314	\$7,496	\$7,683	\$7,875	\$8,073	\$8,273	\$8,481	\$8,904
Water Distribution Crew Supervisor	SEIU	1/1/2023	\$5,624	\$5,765	\$5,909	\$6,056	\$6,208	\$6,363	\$6,522	\$6,685	\$6,852	\$7,195
Water Distribution Lead Worker	SEIU	1/1/2023	\$4,853	\$4,975	\$5,099	\$5,226	\$5,357	\$5,491	\$5,628	\$5,769	\$5,913	\$6,209
Water Distribution Supervisor	Mid-Management	1/7/2023	\$6,835	\$7,005	\$7,180	\$7,359	\$7,544	\$7,732	\$7,929	\$8,123	\$8,327	\$8,743
Water Operations Supervisor	Mid-Management	1/7/2023	\$6,835	\$7,005	\$7,180	\$7,359	\$7,544	\$7,732	\$7,929	\$8,123	\$8,327	\$8,743
Water Production Supervisor	Mid-Management	1/7/2023	\$6,835	\$7,005	\$7,180	\$7,359	\$7,544	\$7,732	\$7,929	\$8,123	\$8,327	\$8,743
Water Production System Operator	SEIU	1/1/2023	\$4,853	\$4,975	\$5,099	\$5,226	\$5,357	\$5,491	\$5,628	\$5,769	\$5,913	\$6,209
Water Utility Maintenance Worker	SEIU	1/1/2023	\$4,097	\$4,199	\$4,304	\$4,412	\$4,522	\$4,635	\$4,751	\$4,870	\$4,991	\$5,241
Water Utility Manager	Unrepresented/At-Will	3/1/2023	\$10,232	\$10,487	\$10,749	\$11,018	\$11,294	\$11,575	\$11,866	\$12,162	\$12,465	\$13,089

PART-TIME SALARY SCHEDULE

Account Clerk	Unrepresented/At-Will	7/1/2023	\$21.98	\$22.53	\$23.09	\$24.25	\$25.46	\$26.73				
Accountant	Unrepresented/At-Will	7/1/2023	\$30.08	\$30.83	\$31.60	\$33.18	\$34.84	\$36.58				
Administrative Aide	Unrepresented/At-Will	7/1/2023	\$26.23	\$26.89	\$27.56	\$28.94	\$30.38	\$31.90				
Administrative Assistant	Unrepresented/At-Will	7/1/2023	\$26.23	\$26.89	\$27.56	\$28.94	\$30.38	\$31.90				
Administrative Intern I	Unrepresented/At-Will	7/1/2023	\$17.00	\$17.43	\$17.86	\$18.75	\$19.69	\$20.68				
Administrative Intern II	Unrepresented/At-Will	7/1/2023	\$21.98	\$22.53	\$23.09	\$24.25	\$25.46	\$26.73				
Animal Services Officer	Unrepresented/At-Will	7/1/2023	\$22.70	\$23.27	\$23.85	\$25.04	\$26.29	\$27.61				
Assistant Planner	Unrepresented/At-Will	7/1/2023	\$30.08	\$30.83	\$31.60	\$33.18	\$34.84	\$36.58				
Assistant Pool Manager	Unrepresented/At-Will	7/1/2023	\$24.23	\$24.84	\$25.46	\$26.73	\$28.07	\$29.47				

**City of Monterey Park Salary Schedule
Updated June 13, 2023**

Exhibit A

Job Classification	Bargaining Unit	Effective Date	Step 1	Step 2	Step 3	Step 4	Step 5	Step 6	Step 7	Step 8	Step 9	Step 10
Attorney/Investigator	Unrepresented/At-Will	7/1/2023	\$75.00	-	-	-	-	-				
Building Inspector	Unrepresented/At-Will	7/1/2023	\$34.64	\$35.51	\$36.39	\$38.21	\$40.12	\$42.13				
Building Trades Technician	Unrepresented/At-Will	7/1/2023	\$26.23	\$26.89	\$27.56	\$28.94	\$30.38	\$31.90				
Child Care Teacher	Unrepresented/At-Will	7/1/2023	\$17.51	\$17.95	\$18.40	\$19.32	\$20.28	\$21.30				
Civil Engineering Assoc.	Unrepresented/At-Will	7/1/2023	\$41.99	\$43.04	\$44.12	\$46.32	\$48.64	\$51.07				
Code Enforcement Officer	Unrepresented/At-Will	7/1/2023	\$26.23	\$26.89	\$27.56	\$28.94	\$30.38	\$31.90				
Community Media Specialist	Unrepresented/At-Will	7/1/2023	\$15.84	\$16.24	\$16.64	\$17.47	\$18.35	\$19.27				
Community Service Officer	Unrepresented/At-Will	7/1/2023	\$24.23	\$24.84	\$25.46	\$26.73	\$28.07	\$29.47				
Crime Analyst	Unrepresented/At-Will	7/1/2023	\$21.98	\$22.53	\$23.09	\$24.25	\$25.46	\$26.73				
Dial-A-Ride Driver	Unrepresented/At-Will	7/1/2023	\$17.51	\$17.95	\$18.40	\$19.32	\$20.28	\$21.30				
Dispatch Assistant	Unrepresented/At-Will	7/1/2023	\$18.34	\$18.80	\$19.27	\$19.75	\$20.24	\$20.75				
Dispatcher	Unrepresented/At-Will	7/1/2023	\$28.58	\$29.29	\$30.03	\$31.53	\$33.10	\$34.76				
Economic Development Specialist	Unrepresented/At-Will	7/1/2023	\$34.64	\$35.51	\$36.39	\$38.21	\$40.12	\$42.13				
Elections Clerk	Unrepresented/At-Will	7/1/2023	\$16.34	\$16.75	\$17.17	\$17.60	\$18.04	\$18.49				
Electrician	Unrepresented/At-Will	7/1/2023	\$30.08	\$30.83	\$31.60	\$33.18	\$34.84	\$36.58				
Engineering Aide	Unrepresented/At-Will	7/1/2023	\$18.98	\$19.45	\$19.94	\$20.94	\$21.98	\$23.08				
Equipment Mechanic	Unrepresented/At-Will	7/1/2023	\$26.23	\$26.89	\$27.56	\$28.94	\$30.38	\$31.90				
Equipment Service Specialist	Unrepresented/At-Will	7/1/2023	\$23.38	\$23.97	\$24.56	\$25.79	\$27.08	\$28.44				
Evidence Officer	Unrepresented/At-Will	7/1/2023	\$24.96	\$25.58	\$26.22	\$27.53	\$28.91	\$30.35				
Fire Safety Specialist	Unrepresented/At-Will	7/1/2023	\$30.08	\$30.83	\$31.60	\$33.18	\$34.84	\$36.58				
Human Resources Analyst	Unrepresented/At-Will	7/1/2023	\$36.98	\$37.90	\$38.85	\$40.79	\$42.83	\$44.98				
Human Resources Technician	Unrepresented/At-Will	7/1/2023	\$28.58	\$29.29	\$30.03	\$31.53	\$33.10	\$34.76				
Extra Help I Retirees (range)	Unrepresented/At-Will	7/1/2023	\$45.00	-	-	-	-	\$75.00				
Extra Help II Retirees (range)	Unrepresented/At-Will	7/1/2023	\$75.00	-	-	-	-	\$125.00				
Interim Water Utility Manager	Unrepresented/At-Will	7/1/2023	\$50.41	\$51.67	\$52.96	\$54.28	\$55.64	\$57.03				
Jailer	Unrepresented/At-Will	7/1/2023	\$24.96	\$25.58	\$26.22	\$27.53	\$28.91	\$30.35				
Librarian	Unrepresented/At-Will	7/1/2023	\$34.64	\$35.51	\$36.39	\$38.21	\$40.12	\$42.13				
Library Assistant	Unrepresented/At-Will	7/1/2023	\$21.98	\$22.53	\$23.09	\$24.25	\$25.46	\$26.73				
Library Page	Unrepresented/At-Will	7/1/2023	\$16.32	\$16.72	\$17.14	\$18.00	\$18.90	\$19.84				
Library Technician	Unrepresented/At-Will	7/1/2023	\$24.96	\$25.58	\$26.22	\$27.53	\$28.91	\$30.35				
Lifeguard	Unrepresented/At-Will	7/1/2023	\$17.51	\$17.95	\$18.40	\$19.32	\$20.28	\$21.30				
Literacy Program Admin.	Unrepresented/At-Will	7/1/2023	\$36.98	\$37.90	\$38.85	\$40.79	\$42.83	\$44.98				
Locker Room Attendant	Unrepresented/At-Will	7/1/2023	\$16.32	\$16.72	\$17.14	\$18.00	\$18.90	\$19.84				
Maintenance Worker	Unrepresented/At-Will	7/1/2023	\$23.38	\$23.97	\$24.56	\$25.79	\$27.08	\$28.44				
Management Aide	Unrepresented/At-Will	7/1/2023	\$23.76	\$24.36	\$24.96	\$25.58	\$26.22	\$26.88				
Management Analyst	Unrepresented/At-Will	7/1/2023	\$36.98	\$37.90	\$38.85	\$40.79	\$42.83	\$44.98				
Minutes Clerk	Unrepresented/At-Will	7/1/2023	\$18.98	\$19.45	\$19.94	\$20.94	\$21.98	\$23.08				
Office Assistant I	Unrepresented/At-Will	7/1/2023	\$17.51	\$17.95	\$18.40	\$19.32	\$20.28	\$21.30				
Office Assistant II	Unrepresented/At-Will	7/1/2023	\$21.98	\$22.53	\$23.09	\$24.25	\$25.46	\$26.73				
Permit Systems Technician	Unrepresented/At-Will	7/1/2023	\$24.96	\$25.58	\$26.22	\$27.53	\$28.91	\$30.35				
Permit Technician I	Unrepresented/At-Will	7/1/2023	\$18.75	\$19.22	\$19.70	\$20.19	\$20.70	\$21.21				
Planning Technician	Unrepresented/At-Will	7/1/2023	\$26.23	\$26.89	\$27.56	\$28.94	\$30.38	\$31.90				
Police Cadet	Unrepresented/At-Will	7/1/2023	\$16.32	\$16.72	\$17.14	\$18.00	\$18.90	\$19.84				
Police Records Cadet	Unrepresented/At-Will	7/1/2023	\$16.32	\$16.72	\$17.14	\$18.00	\$18.90	\$19.84				
Police Records Clerk	Unrepresented/At-Will	7/1/2023	\$21.98	\$22.53	\$23.09	\$24.25	\$25.46	\$26.73				
Police Records Mgmt Tech	Unrepresented/At-Will	7/1/2023	\$26.23	\$26.89	\$27.56	\$28.94	\$30.38	\$31.90				
Pool Maintenance Worker	Unrepresented/At-Will	7/1/2023	\$20.05	\$20.55	\$21.07	\$21.59	\$22.13	\$22.68				
Pool Manager	Unrepresented/At-Will	7/1/2023	\$17.88	\$18.33	\$18.79	\$19.25	\$19.74	\$20.23				
Principal Management Analyst	Unrepresented/At-Will	7/1/2023	\$49.54	\$50.78	\$52.05	\$54.65	\$57.38	\$60.25				
Program Coordinator	Unrepresented/At-Will	7/1/2023	\$24.96	\$25.58	\$26.22	\$27.53	\$28.91	\$30.35				
Public Works Maintenance Manager	Unrepresented/At-Will	7/1/2023	\$43.16	\$44.24	\$45.34	\$46.48	\$47.64	\$48.83				
Recreation Leader I	Unrepresented/At-Will	7/1/2023	\$16.32	\$16.72	\$17.14	\$18.00	\$18.90	\$19.84				
Recreation Leader II	Unrepresented/At-Will	7/1/2023	\$19.55	\$20.04	\$20.54	\$21.57	\$22.64	\$23.78				
Recreation Superintendent	Unrepresented/At-Will	7/1/2023	\$28.98	\$29.71	\$30.45	\$31.21	\$31.99	\$32.79				

**City of Monterey Park Salary Schedule
Updated June 13, 2023**

Job Classification	Bargaining Unit	Effective Date	Step 1	Step 2	Step 3	Step 4	Step 5	Step 6	Step 7	Step 8	Step 9	Step 10
School Crossing Guard	Unrepresented/At-Will	7/1/2023	\$16.32	\$16.72	\$17.14	\$18.00	\$18.90	\$19.84				
Senior Account Clerk	Unrepresented/At-Will	7/1/2023	\$26.23	\$26.89	\$27.56	\$28.94	\$30.38	\$31.90				
Senior Librarian	Unrepresented/At-Will	7/1/2023	\$36.98	\$37.90	\$38.85	\$40.79	\$42.83	\$44.98				
Senior Lifeguard/Instructor	Unrepresented/At-Will	7/1/2023	\$21.98	\$22.53	\$23.09	\$24.25	\$25.46	\$26.73				
Senior Management Analyst	Unrepresented/At-Will	7/1/2023	\$41.99	\$43.04	\$44.12	\$46.32	\$48.64	\$51.07				
Senior Planner	Unrepresented/At-Will	7/1/2023	\$41.99	\$43.04	\$44.12	\$46.32	\$48.64	\$51.07				
Senior Recreation Leader	Unrepresented/At-Will	7/1/2023	\$21.98	\$22.53	\$23.09	\$24.25	\$25.46	\$26.73				
Transportation Prog Mgr	Unrepresented/At-Will	7/1/2023	\$28.98	\$29.71	\$30.45	\$31.21	\$31.99	\$32.79				
Water Production System Operator	Unrepresented/At-Will	7/1/2023	\$28.58	\$29.29	\$30.03	\$31.53	\$33.10	\$34.76				
Water Utility Maintenance Worker	Unrepresented/At-Will	7/1/2023	\$26.23	\$26.89	\$27.56	\$28.94	\$30.38	\$31.90				