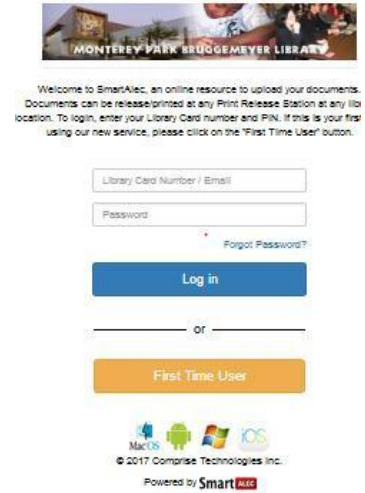


Create a SmartAlec account

1. Go to <https://smartalec.smartalecprint.com/SmartAlec?ID=MontereyParkCA>



MONTEREY PARK BRÜGGEMEYER LIBRARY

Welcome to SmartAlec, an online resource to upload your documents. Documents can be release/printed at any Print Release Station at any library location. To login, enter your Library Card number and PIN. If this is your first using our new service, please click on the "First Time User" button.

Library Card Number / Email
Password
Forgot Password?

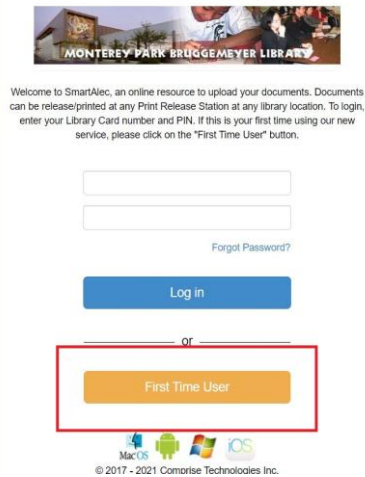
Log in

or

First Time User

Mac OS Android Windows IOS
© 2017 Comprise Technologies Inc.
Powered by SmartAlec

2. Click the "First Time User" button.



MONTEREY PARK BRÜGGEMEYER LIBRARY

Welcome to SmartAlec, an online resource to upload your documents. Documents can be release/printed at any Print Release Station at any library location. To login, enter your Library Card number and PIN. If this is your first time using our new service, please click on the "First Time User" button.

Forgot Password?

Log in

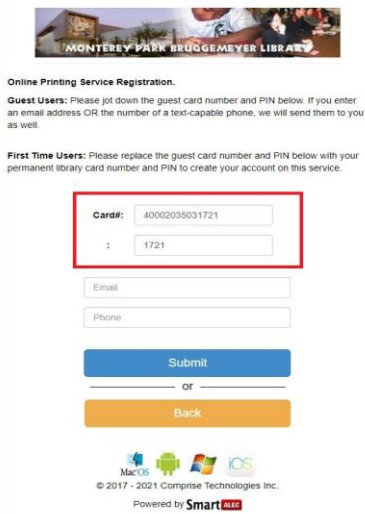
or

First Time User

Mac OS Android Windows IOS
© 2017 - 2021 Comprise Technologies Inc.

3. The system will generate an account number and PIN. Library members should replace the generated numbers with their library card numbers (329#####) and PINs (Last Name)

Guests should keep the assigned numbers in a safe place. They will be needed to print.)



MONTEREY PARK BRÜGGEMEYER LIBRARY

Online Printing Service Registration.
Guest Users: Please jot down the guest card number and PIN below. If you enter an email address OR the number of a text-capable phone, we will send them to you as well.
First Time Users: Please replace the guest card number and PIN below with your permanent library card number and PIN to create your account on this service.

Card#: 40002035031721
: 1721

Email
Phone

Submit

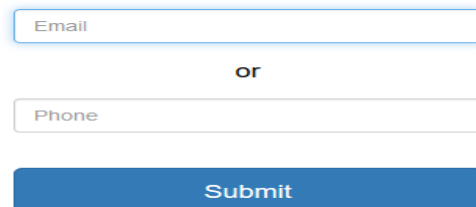
or

Back

Mac OS Android Windows IOS
© 2017 - 2021 Comprise Technologies Inc.
Powered by SmartAlec

4. Enter your email address or your cell phone number. (If you enter your email address you will be able to use it to sign in instead of your library card/account number.)

Click the Submit button.



Email

or

Phone

Submit

5. You will be brought back to the main SmartAlec webpage with a message that your account was created successfully. In addition you will receive an email or text message with your account information.

Once registered, you can enter your Library Card Number / Visitor ID and PIN to login.

• You have created an account successfully, please log in

Library Card Number / Email

Password

[Forgot Password?](#)

Log in

6. Now that you have an account you can log into the SmartAlec website, or begin to use the IOS or Android App.

Go to the SmartAlec site:

<https://smartalec.smartalecprint.com/SmartAlec?ID=MontereyParkCA>



[Download the IOS App](#)



[Download the Android App](#)